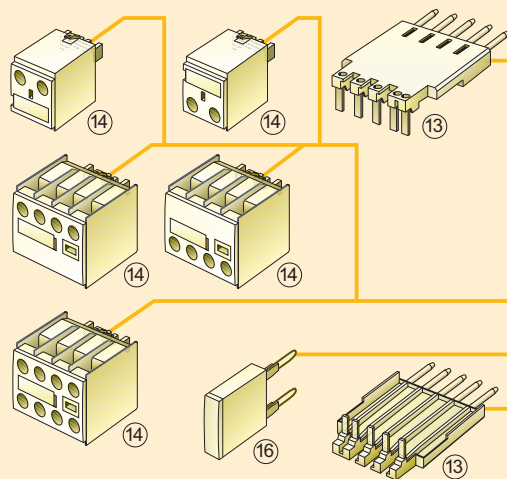
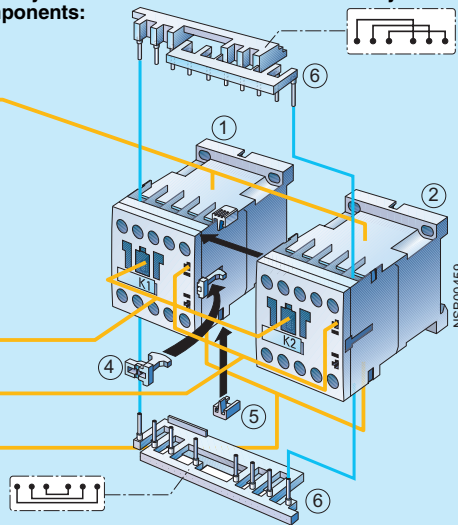


Mountable accessories (to be ordered separately):



The fully wired and tested contactor assembly includes the following components:



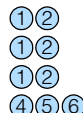
Accessories

Order No.

Page

13	Solder pin adapters	3RT19 16-4KA1	3/110
14	Auxiliary switch block, front (auxiliary switch block according to EN 50005 must be used)	3RH19 11-1....	3/100
16	Surge suppressors	3RT19 16-1....	3/107, 3/108

Individual parts



1 2	Contactors, 3 kW
1 2	Contactors, 4 kW
1 2	Contactors, 5.5 kW
4 5 6	Installation kit

Order No. K1

K2

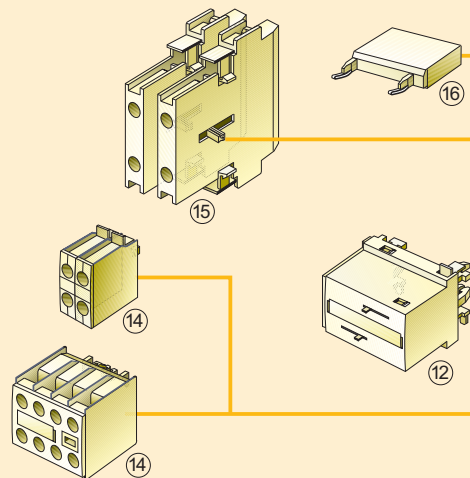
3RT10 15	3RT10 15	3/15
3RT10 16	3RT10 16	3/15
3RT10 17	3RT10 17	3/15
3RA19 13-2A		3/38

The installation kit contains:

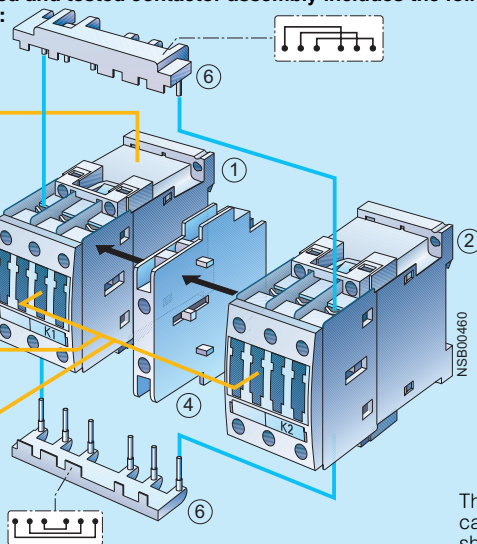
- 4 Mechanical interlock
- 5 2 connecting clips for 2 contactors
- 6 Wiring modules on the top and bottom for connecting the main current paths, electrical interlock included¹⁾, interruptible (NC contact interlock)

¹⁾ 3RT10 1. contactors with one NC contact in the basic unit are required for the electrical interlock.

Mountable accessories (to be ordered separately):



The fully wired and tested contactor assembly includes the following components:

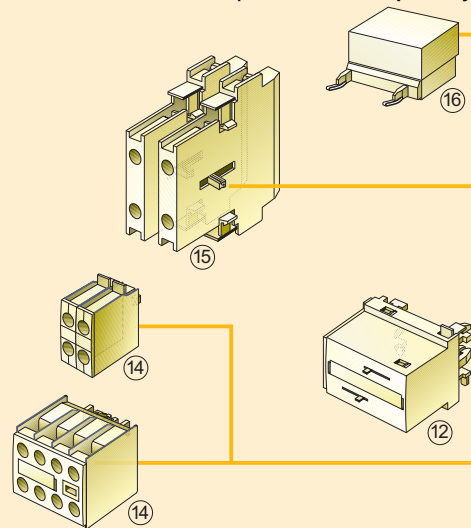


The connecting cables are not shown.

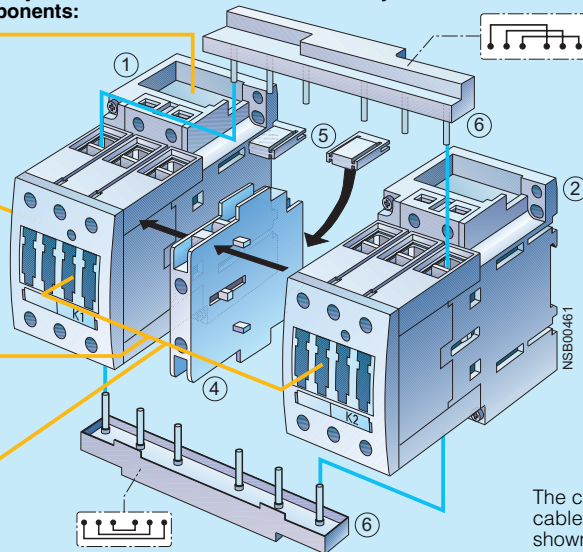
Accessories		Order No.	Page	Individual parts		Order No. K1	K2	Page
12	Mechanical interlock, front	3RA19 24-1A	3/37	1 2	Contactors, 5.5 kW	3RT10 24	3RT10 24	3/16
				1 2	Contactors, 7.5 kW	3RT10 25	3RT10 25	3/16
14	Auxiliary switch block, front	3RH19 21-1CA..	3/101	1 2	Contactors, 11 kW	3RT10 26	3RT10 26	3/16
15	Auxiliary switch block, lateral	3RH19 21-1EA..	3/103	4	Mechanical interlock, lateral	3RA19 24-2B		3/37
16	Surge suppressors	3RT19 26-1....	3/107	6	Installation kit	3RA19 23-2A		3/38

The installation kit contains wiring modules on the top and bottom (they also form the mechanical connection between the contactors).

Mountable accessories (to be ordered separately):

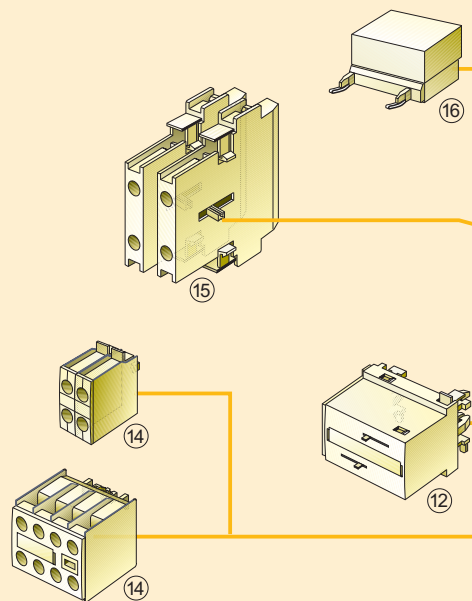


The fully wired and tested contactor assembly includes the following components:

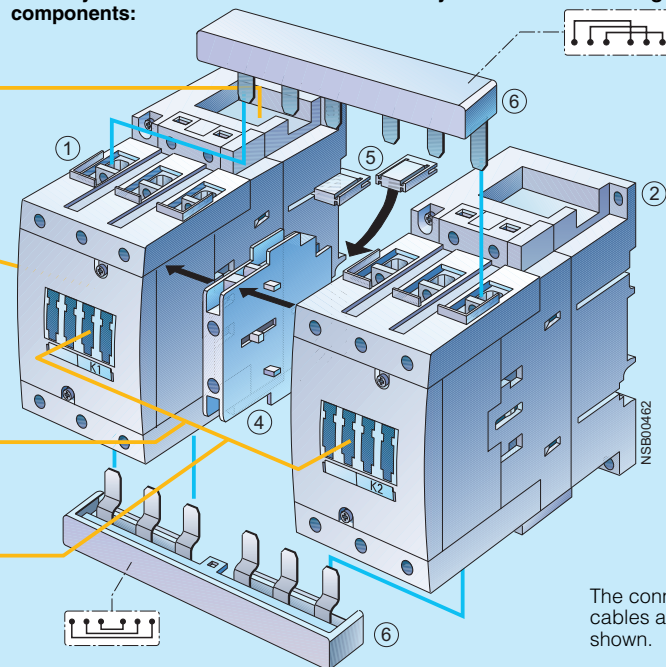


Accessories	Order No.	Page	Individual parts	Order No.		Page
				K1	K2	
12 Mechanical interlock, front	3RA19 24-1A	3/37	1 2 Contactors, 15 kW	3RT10 34	3RT10 34	3/17
14 Auxiliary switch block, front	3RH19 21-1CA..	3/101	1 2 Contactors, 18.5 kW	3RT10 35	3RT10 35	3/17
15 Auxiliary switch block, lateral	3RH19 21-1EA..	3/103	1 2 Contactors, 22 kW	3RT10 36	3RT10 36	3/17
16 Surge suppressors	3RT19 26-1.... 3RT19 36-1....	3/107	4 Mechanical interlock, lateral	3RA19 24-2B		3/37
			5 6 Installation kit	3RA19 33-2A		3/38
			The installation kit contains:			
			5	2 connecting clips for 2 contactors with a clearance of 10 mm		
			6	Wiring modules on the top and bottom for connecting the main current paths		

Mountable accessories (to be ordered separately):



The fully wired and tested contactor assembly includes the following components:



The connecting cables are not shown.

Accessories		Order No.	Page	Individual parts		Order No.		Page
						K1	K2	
12	Mechanical interlock, front	3RA19 24-1A	3/37	1 2	Contactors, 30 kW	3RT10 44	3RT10 44	3/18
14	Auxiliary switch block, front	3RH19 21-1CA..	3/101	1 2	Contactors, 37 kW	3RT10 45	3RT10 45	3/18
15	Auxiliary switch block, lateral	3RH19 21-1EA..	3/103	1 2	Contactors, 45 kW	3RT10 46	3RT10 46	3/18
16	Surge suppressors	3RT19 26-1.... 3RT19 36-1....	3/107	4	Mechanical interlock, lateral	3RA19 24-2B		3/37
				5 6	Installation kit	3RA19 43-2A		3/38
					The installation kit contains:			
				5	2 connecting clips for 2 contactors with a clearance of 10 mm			
				6	Wiring modules on the top and bottom for connecting the main current paths			