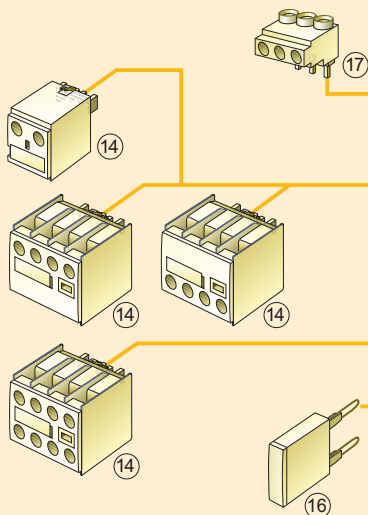
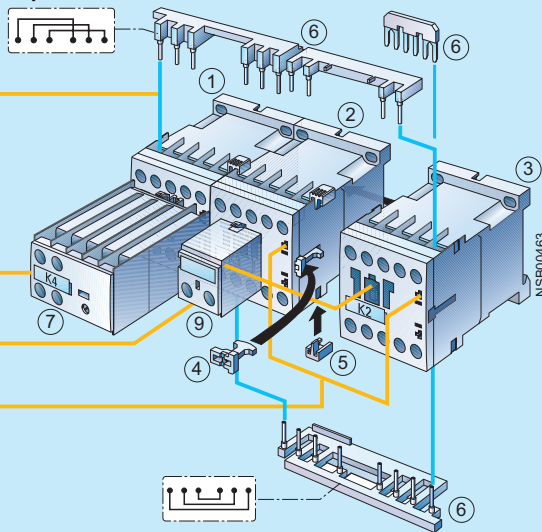


## Mountable accessories (to be ordered separately):



## The fully wired and tested contactor assembly includes the following components:



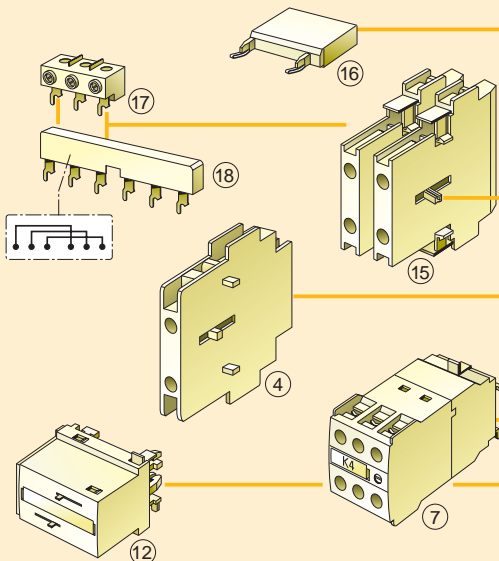
The connecting cables are not shown.

| Accessories   | Order No.      | Page         | Individual parts                                       | Order No.<br>K1 <sup>1)</sup> | K3 <sup>2)</sup> | K2 <sup>2)</sup> | Page  |
|---|----------------|--------------|--|-------------------------------|------------------|------------------|-------|
| 14 Auxiliary switch block, front  | 3RH19 11-1.... | 3/100        | 1 2 3 Contactors, 5.5 kW                               | 3RT10 15                      | 3RT10 15         | 3RT10 15         | 3/15  |
| 16 Surge suppressors  | 3RT19 16-1.... | 3/107, 3/108 | 1 2 3 Contactors, 7.5 kW                               | 3RT10 17                      | 3RT10 17         | 3RT10 15         | 3/15  |
| 17 3-phase feeder terminals   | 3RA19 13-3K    | 3/47         | 7 Solid-state time-delay auxiliary switch block, front | 3RT19 16-2G.51                |                  |                  | 3/105 |
|   |                |              | 9 Auxiliary switch block with 1 unassigned NO contact  | 3RH19 11-1BA10                |                  |                  | 3/100 |
|   |                |              | 4 5 6 Installation kit                                 | 3RA19 13-2B                   |                  |                  | 3/47  |
| The installation kit contains:  |                |              |  |                               |                  |                  |       |
| 4 Mechanical interlock  |                |              |  |                               |                  |                  |       |
| 5 3 connecting clips  |                |              |  |                               |                  |                  |       |
| 6 Wiring modules on the top and bottom for connecting the main and control conducting paths |                |              |  |                               |                  |                  |       |

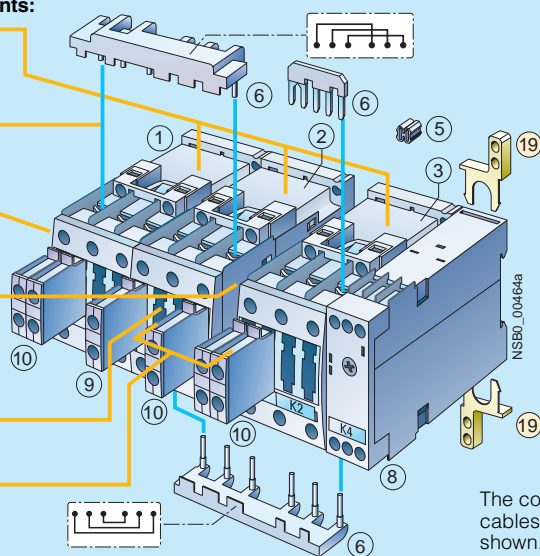
<sup>1)</sup> Use version with 1 NO.

<sup>2)</sup> Use version with 1 NC.

## Mountable accessories (to be ordered separately):



## The fully wired and tested contactor assembly includes the following components:



The connecting cables are not shown.

| Accessories  | Order No.       | Page  | Individual parts                                      | Order No.      |          |          | Page  |
|--|-----------------|-------|---|----------------|----------|----------|-------|
|  |                 |       |   | K1             | K3       | K2       |       |
| ④ Mechanical interlock, lateral                                      | 3RA19 24-2B     | 3/37  | ①②③ Contactors, 11 kW                                 | 3RT10 24       | 3RT10 24 | 3RT10 24 | 3/16  |
| ⑦ Solid-state time-delay auxiliary switch block, front <sup>1)</sup> | 3RT19 26-2G...  | 3/105 | ①②③ Contactors, 15/18.5 kW                            | 3RT10 26       | 3RT10 26 | 3RT10 24 | 3/16  |
| ⑫ Mechanical interlock, front  | 3RA19 24-1A     | 3/37  | ⑧ Timing relay, lateral                               | 3RP15 74-1N.30 |          |          | 4)    |
| ⑮ Auxiliary switch block, lateral                                    | 3RH19 21-1EA... | 3/103 | ⑨ Auxiliary switch block with 1 unassigned NO contact | 3RH19 21-1CA10 |          |          | 3/101 |
| ⑯ Surge suppressors  | 3RT19 26-1....  | 3/107 | ⑩ Auxiliary switch block for local control            |                |          |          |       |
| ⑰ 3-phase feeder terminal <sup>2)</sup>                              | 3RV19 15-5A     | 3/47  | 2 units   | 3RH19 21-1CA01 |          |          |       |
| ⑱ 3-phase busbar <sup>2)</sup>                                       | 3RT19 26-4CC20  | 3/47  | 3 units   | 3RH19 21-1CA10 |          |          | 3/101 |
| ⑲ Push-in lug <sup>3)</sup> for timing relay screw mounting          | 3RP19 03        | 4)    | ⑤⑥ Installation kit                                   | 3RA19 23-2B    |          |          | 3/47  |

The installation kit contains:

- ⑤ Connecting clips
- ⑥ Wiring modules on the top and bottom for connecting the main and control conducting paths

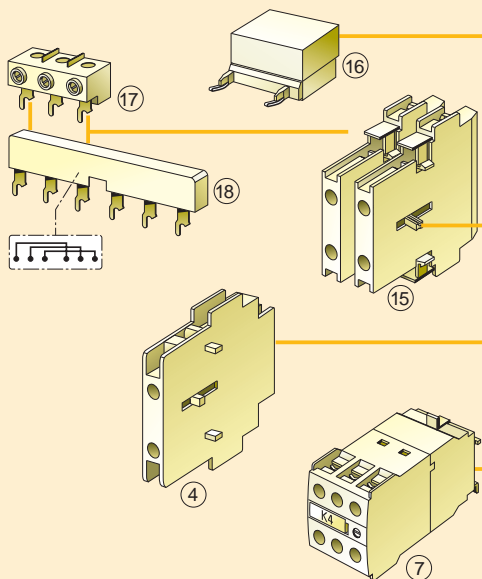
<sup>1)</sup> Generally possible. If a solid-state time-delay auxiliary switch block is mounted onto the front of K3, a standard auxiliary switch block can only be mounted onto the side.

<sup>2)</sup> ⑰ and ⑱ can only be mounted with contactors with screw terminal (coil).

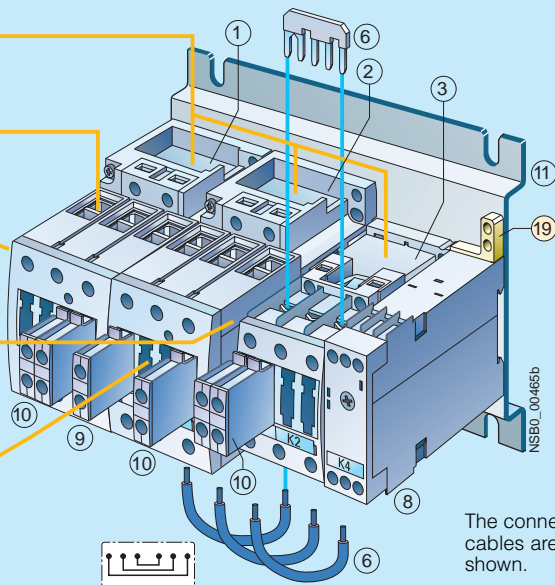
<sup>3)</sup> Not part of the scope of supply of the preassembled contactor assemblies; can be ordered as an accessory.

<sup>4)</sup> See Monitoring and Control Devices: 3RP, 7PV timing relays -> 3RP15 timing relays in 22.5 mm industrial enclosure.

## Mountable accessories (to be ordered separately):



## The fully wired and tested contactor assembly includes the following components:



The connecting cables are not shown.

| Accessories  | Order No.                        | Page            | Individual parts  | Order No.      | K1       | K3       | K2 | Page  |
|--|----------------------------------|-----------------|---|----------------|----------|----------|----|-------|
| ④ Mechanical interlock, lateral<br>Depth compensation required<br>K3: 1.5 mm; K2: 0 mm <sup>1)</sup> | 3RA19 24-2B                      | 3/37            | ①②③ Contactors, 22/30 kW  | 3RT10 34       | 3RT10 34 | 3RT10 26 |    | 3/16  |
| ⑦ Solid-state time-delay<br>auxiliary switch block, front <sup>2)</sup>                              | 3RT19 26-2G...                   | 3/105           | ⑧ Timing relay, lateral   | 3RP15 74-1N.30 |          |          |    | 4)    |
| ⑮ Auxiliary switch block, lateral  | 3RH19 21-1EA...                  | 3/103           | ⑨ Auxiliary switch block with<br>1 unassigned NO contact                | 3RH19 21-1CA10 |          |          |    | 3/101 |
| ⑯ Surge suppressors  | 3RT19 26-1....<br>3RT19 36-1.... | 3/107,<br>3/108 | ⑩ Auxiliary switch block for<br>local control                           |                |          |          |    |       |
| ⑰ 3-phase feeder terminal  | 3RV19 35-5A                      | 3/47            | 2 units   | 3RH19 21-1CA01 |          |          |    | 3/101 |
| ⑱ 3-phase busbars  | 3RV19 35-1A                      | 3/47            | 3 units   | 3RH19 21-1CA10 |          |          |    | 3/47  |
| ⑲ Push-in lug <sup>3)</sup> for timing relay<br>screw mounting                                       | 3RP19 03                         | 4)              | ⑪ Base plate  | 3RA19 32-2E    |          |          |    | 3/47  |
|  |                                  |                 | ⑫ Installation kit  | 3RA19 33-2C    |          |          |    |       |
|  |                                  |                 | The installation kit contains the star jumper on the top and the wiring |                |          |          |    |       |

The installation kit contains the star jumper on the top and the wiring module on the bottom for connecting the main current paths.

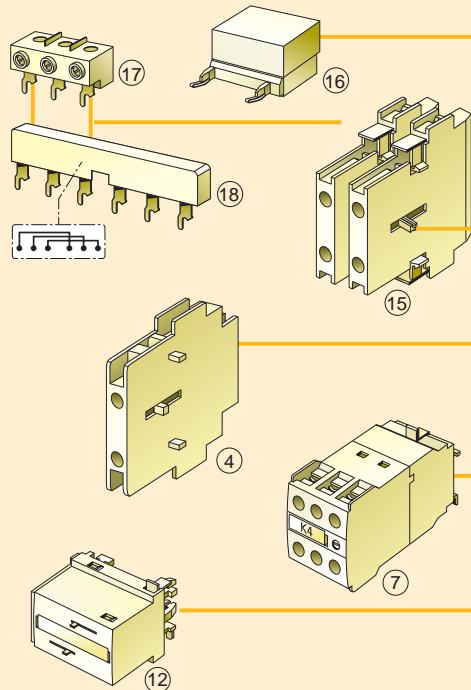
<sup>1)</sup> Use the 3RA19 32-2B base plate for this configuration.

<sup>2)</sup> Generally possible. If a solid-state time-delay auxiliary switch block is mounted onto the front of K3, a standard auxiliary switch block can only be mounted onto the side.

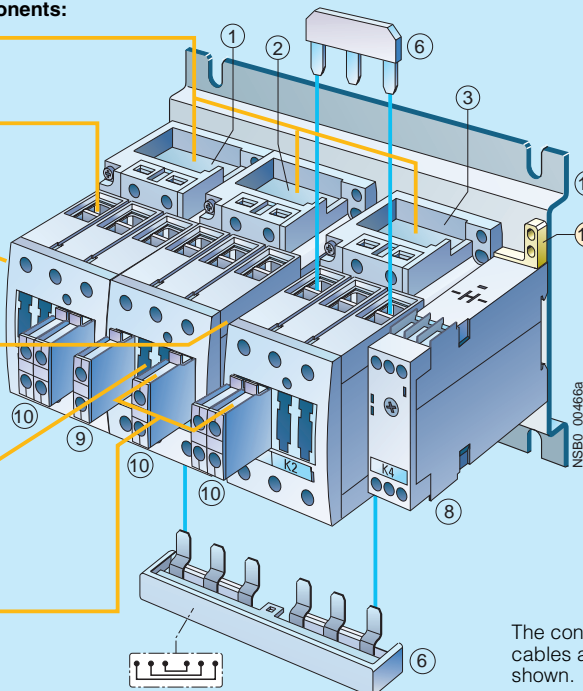
<sup>3)</sup> Not part of the scope of supply of the preassembled contactor assemblies; can be ordered as an accessory.

<sup>4)</sup> See Monitoring and Control Devices: 3RP, 7PV timing relays -> 3RP15 timing relays in 22.5 mm industrial enclosure.

## Mountable accessories (to be ordered separately):



## The fully wired and tested contactor assembly includes the following components:



The connecting cables are not shown.

| Accessories  | Order No.                        | Page            | Individual parts | Order No.                        |          |          | Page  |
|--|----------------------------------|-----------------|------------------|----------------------------------|----------|----------|-------|
|  |                                  |                 |                  | K1                               | K3       | K2       |       |
| ④ Mechanical interlock, lateral                                      | 3RA19 24-2B                      | 3/37            | ① ② ③            | 3RT10 35                         | 3RT10 35 | 3RT10 34 | 3/17  |
| ⑦ Solid-state time-delay auxiliary switch block, front <sup>1)</sup> | 3RT19 26-2G...                   | 3/105           | ① ② ③            | 3RT10 36                         | 3RT10 36 | 3RT10 34 | 3/17  |
| ⑫ Mechanical interlock, front  | 3RA19 24-1A                      | 3/37            | ⑧                | 3RP15 74-1N.30                   |          |          | 3)    |
| ⑮ Auxiliary switch block, lateral                                    | 3RH19 21-1EA...                  | 3/103           | ⑨                | 3RH19 21-1CA10                   |          |          | 3/101 |
| ⑯ Surge suppressors  | 3RT19 26-1....<br>3RT19 36-1.... | 3/107,<br>3/108 | ⑩                | 3RH19 21-1CA01<br>3RH19 21-1CA10 |          |          | 3/101 |
| ⑰ 3-phase feeder terminals   | 3RV19 35-5A                      | 3/47            | ⑪                | 3RA19 32-2F                      |          |          | 3/47  |
| ⑱ 3-phase busbars  | 3RV19 35-1A                      | 3/47            | ⑫                | 3RA19 33-2B                      |          |          | 3/47  |
| ⑲ Push-in lug <sup>2)</sup> for timing relay screw mounting          | 3RP19 03                         | 3)              |                  |                                  |          |          |       |

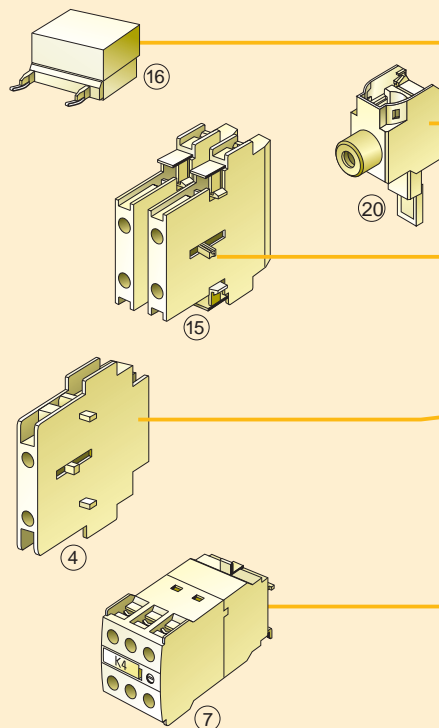
The installation kit contains the star jumper on the top and the wiring module on the bottom for connecting the main current paths.

<sup>2)</sup> Not part of the scope of supply of the preassembled contactor assemblies; can be ordered as an accessory.

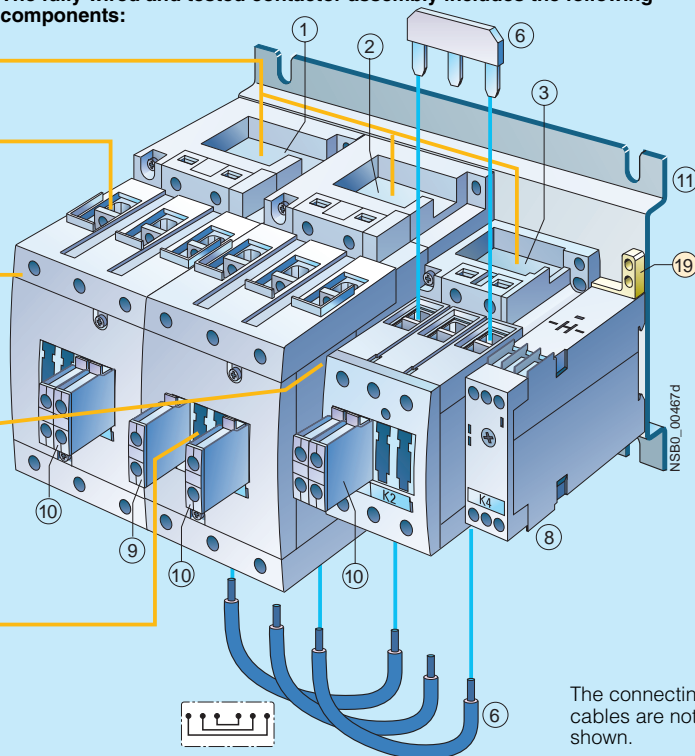
<sup>3)</sup> See Monitoring and Control Devices: 3RP, 7PV timing relays -> 3RP15 timing relays in 22.5 mm industrial enclosure.

<sup>1)</sup> Generally possible. If a solid-state time-delay auxiliary switch block is mounted onto the front of K3, a standard auxiliary switch block can only be mounted onto the side.

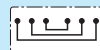
## Mountable accessories (to be ordered separately):



## The fully wired and tested contactor assembly includes the following components:



The connecting cables are not shown.



| Accessories   | Order No.       | Page  | Individual parts   | Order No.      |             | Page        |       |
|---|-----------------|-------|--|----------------|-------------|-------------|-------|
| ④ Mechanical interlock, lateral<br>Depth compensation required<br>K3: 0 mm; K2: 27.5 mm <sup>1)</sup> | 3RA19 24-2B     | 3/37  | ①②③ Contactors, 55 kW                                    | K1 3RT10 44    | K3 3RT10 44 | K2 3RT10 35 | 3/17  |
|   |                 |       | ①②③ Contactors, 75 kW                                    | 3RT10 45       | 3RT10 45    | 3RT10 36    | 3/17  |
|   |                 |       | ⑧ Timing relay, lateral                                  | 3RP15 74-1N.30 |             |             | 4)    |
|   |                 |       | ⑨ Auxiliary switch block with<br>1 unassigned NO contact |                |             |             |       |
| ⑦ Solid-state time-delay<br>auxiliary switch block, front <sup>2)</sup>                               | 3RT19 26-2G...  | 3/105 | ⑩ Auxiliary switch block for<br>local control            | 3RH19 21-1CA10 |             |             | 3/101 |
| ⑮ Auxiliary switch block, lateral   | 3RH19 21-1EA... | 3/103 | 2 units  | 3RH19 21-1CA01 |             |             | 3/101 |
| ⑯ Surge suppressors   | 3RT19 .6-1....  | 3/107 |  | 3RH19 21-1CA10 |             |             |       |
| ⑰ Push-in lug <sup>3)</sup> for timing relay<br>screw mounting  | 3RP19 03        | 4)    | ⑪ Base plate   | 3RA19 42-2E    |             |             | 3/47  |
| ⑳ 1-phase feeder terminal   | 3RA19 43-3L     | 3/47  | ⑥ Installation kit                                       | 3RA19 43-2C    |             |             | 3/47  |

The installation kit contains the star jumper on the top and the wiring module on the bottom for connecting the main current paths.

<sup>3)</sup> Not part of the scope of supply of the preassembled contactor assemblies; can be ordered as an accessory.

<sup>4)</sup> See Monitoring and Control Devices: 3RP, 7PV timing relays -> 3RP15 timing relays in 22.5 mm industrial enclosure.

<sup>1)</sup> Use the 3RA19 42-2B base plate for this configuration.

<sup>2)</sup> Generally possible. If a solid-state time-delay auxiliary switch block is mounted onto the front of K3, a standard auxiliary switch block can only be mounted onto the side.